

PROGRAM

ASIA IRCAD – TAIWAN

INTENSIVE COURSE IN LAPAROSCOPIC GENERAL SURGERY

MARCH 09- 13, 2026



Medtronic
Engineering the extraordinary

CHAIRMAN

黃明和 Min-Ho HUANG

*President, IRCAD Taiwan/AITS
Show Chwan Memorial Hospital,
Changhua, Taiwan*

PRESIDENT

Jacques MARESCAUX

*President, IRCAD/EITS
University Hospital of Strasbourg,
France*

DEAN

黃士維 Wayne Shih-Wei HUANG

*Dean, IRCAD Taiwan/AITS
Show Chwan Memorial Hospital,
Changhua, Taiwan*

OBJECTIVES









Provide Participants with essential knowledge for Clinical Laparoscopic Applications

- **Fundamental principles:** overview of instruments, materials and equipment along with key laparoscopic techniques
- **Hands-on training:** practical sessions to learn or improve skills in:
 - intra-corporeal suturing and knot tying
 - two-handed coordination for manipulation and dissection
 - safe use of energy and laparoscopic staplers, clips...
- **Outcome and Complication:** discussion of expected results and potential complications of laparoscopic procedures

EDUCATIONAL METHODS









- Interactive didactic and video sessions between faculty and participants
- Live & pre-recorded operative demonstrations
- Supervised hands on training sessions on ex-vivo and live animal models
- Objective assessment of technical skills (OSATS)

INVITED INTERNATIONAL FACULTY

- | | |
|---|---|
|  Jacques MARESCAUX (France) |  Woo Jin HYUNG (Korea) |
|  Vix MICHEL (France) |  Miguel MENDOZA (Philippines) |
|  Paolo MICCOLI (Italy) |  Catherine Sia Cheng TEH (Philippines) |
|  Tran Binh Giang (Vietnam) |  Kohei MISHIMA (Japan) |

INVITED TAIWAN FACULTY

秀傳醫療體系

- | | |
|--|---|
|  黃士維 (Wayne) Shih-Wei HUANG |  李威傑 Wei-Jei LEE – 中國醫藥大學附設醫院新竹分院 |
|  林忠葦 (Charles) Chung-Wei LIN | |
|  吳鴻昇 (James) Hurng-Sheng WU |  陳自諒 (William) Tzu-Liang CHEN – 中國醫藥大學附設醫院新竹分院 |
|  林建華 (Michael) Chien-Hua LIN | |
|  歐金俊 Jing-Jim OU |  陳建志 Peter Chien-Chih CHEN – 和信治癌中心醫院 |
|  王煥昇 Huann-Sheng WANG |  施沐嫻 (Sandy) Mu-Shan SHIH – 萬芳醫院 |

Day 1 – Monday, March 9th, 2026




08.00 am Faculty & Participant Shuttlebus from Lugang UNION HOUSE Hotel to IRCAD-Taiwan

08.30 am Registration & Take Photo for Course Booklet

THEORETICAL SESSION – 1F Auditorium

09.00 am Welcome to participants
& Pre-course evaluation w/voting system

09.15-09.45 **Getting started in laparoscopic surgery: principles, skills and safe practice**

-  Review of the techniques of access to the peritoneal cavity
-  Trocar characteristics, risks, safe manipulation and positioning
-  Skills requirements for performing basic procedures safely

09.50-10.20 **Laparoscopic Suturing, Sewing, Knot Tying**









10.20-10.50 Coffee Break (1F Cafeteria)

EXPERIMENTAL SESSION (Suture – Dry Lab) – 3F Laboratory

10.50-11.10 **Pre-Test**
Perform suture tying: 3 knots

11.10-13.10 **Lab Demonstration**
Hands-On Session on **Dry Box – Pad**

Training Procedures:




-  Picking up of needle
-  Adjustment of needle angles
-  Driving through the needles right hand / left hand
-  Pulley method
-  Knot tying
-  Right hand only rotation
-  Proper tightening of knot
-  Continuous knot formation

13.10-14.10 Lunch (1F Cafeteria)

EXPERIMENTAL SESSION (Suture – Dry Lab) – 3F Laboratory

14.10-18.10 Hands-On Session on **Ex-vivo Tissue**

Training Procedures:

-  Closure of Gastrostomy
-  Gastrojejunostomy
-  Jejunojejunostomy

18.10 pm End of session
Evaluation of the day at reception desk (1F)

18.20 pm Participant Shuttlebus from IRCAD-Taiwan to Hotel

Day 2 – Tuesday, March 10th, 2026

08.00 am Faculty & Participant Shuttlebus from Lugang UNION HOUSE Hotel to IRCAD-Taiwan

THEORETICAL SESSION – 1F Auditorium

08.30-09.00 How Artificial Intelligence will revolutionize Minimally Invasive Surgery?



LIVE SURGERY – 1F Auditorium

09.00-10.30 **LIVE OR PRE-RECORDED OPERATIVE DEMONSTRATIONS**
(Inguinal Hernia / ICG Cholecystectomy)



10.30-11.00 Coffee Break (1F Cafeteria)

THEORETICAL SESSION – 1F Auditorium

Laparoscopic Hernia Repair

11.00-11.25  Rationale of the laparoscopic approach (TAPP, TEP)
11.30-11.55  Repair in complex situations; strangulated and irreducible hernias




Biliary Surgery

12.00-12.40  Basic principles of laparoscopic cholecystectomy: critical view of safety and bailout procedures
12.45-13.15  Laparoscopic management of CBD stones

13.15-14.00 Lunch (1F Cafeteria)

PRE-LAB SESSION – 1F Auditorium

14.00-14:15 **PRE-LAB SESSION IN AUDITORIUM**






-  Description of the lab rules
-  Anatomy of the animal
-  Surgical procedures

EXPERIMENTAL SESSION (Live Tissue) – 3F Laboratory

14.15-19.15 Hands-On Session on **Live Tissue**

OSATS – Technical Skills Evaluation (Initial)

Training Procedures:

-  TAPP inguinal hernia repair
-  Small bowel resection and anastomoses
-  Cholecystectomy
-  CBD exploration
-  T-tube placement



19.15 End of Session
Participant Shuttlebus from IRCAD-Taiwan to Hotel

Day 3 – Wednesday, March 11th, 2026

08.00 am Faculty & Participant Shuttlebus from Lugang UNION HOUSE Hotel to IRCAD-Taiwan

THEORETICAL SESSION – 1F Auditorium

08.30-09.10 **Laparoscopic Surgery for Abdominal Emergencies**

-  Acute appendicitis
-  Bowel, gastric perforation

LIVE SURGERY – 1F Auditorium



09.10-10.40 **LIVE OR PRE-RECORDED OPERATIVE DEMONSTRATIONS**

Liver / Stomach / Bariatric Surgery

10.40-11.00 Coffee Break (1F Cafeteria)

Foregut Surgery

11.00-11.40 **Esophageal Motility disorders:**

-  GERD & Hiatal Hernia
-  Achalasia

11.45-12.25 **Gastrectomy Cancer**

-  Total and Partial Gastrectomy

12.25-13.25 LUNCH (1F Cafeteria)

PRE-LAB SESSION – 1F Auditorium





13.25-13.40 **PRE-LAB SESSION IN AUDITORIUM**

-  Description of the surgical procedures

EXPERIMENTAL SESSION (Porcine) – 3F Laboratory

13.40-18.40 Hands-On Session on **Live Tissue**

Training Procedures:

-  Gastrojejunostomy-Stapling
-  Fundoplication
-  Gastrectomy
-  Splenectomy

18.40 End of session
Evaluation of the day at reception desk (1F)

18.50 Faculty & Participant Shuttlebus from IRCAD-Taiwan to Congress Dinner

Day 4 - Thursday, March 12th, 2026

08.00 am Faculty & Participant Shuttlebus from Lugang UNION HOUSE Hotel to IRCAD-Taiwan

THEORETICAL SESSION – 1F Auditorium

08.30-08.55 Innovation and Entrepreneurship in Surgery

LIVE SURGERY – 1F Auditorium

08.55-11.00 **LIVE OR PRE-RECORDED OPERATIVE DEMONSTRATIONS**

Laparoscopic Colorectal Surgery

11.00-11.30 Coffee Break (1F Cafeteria)

THEORETICAL SESSION – 1F Auditorium

Colorectal Surgery

11.30-12.10  Laparoscopic Right and Left colectomy, TME

12.15-13.05  Transanal and Robotic TME

13.05-13.50 Lunch (1F Cafeteria)






PRE-LAB SESSION – 1F Auditorium

13.50-14.10 Pre-Lab

EXPERIMENTAL SESSION (Porcine) – 3F Laboratory

14.10-18.30 Hands-On Session on Live Tissue
OSATS – Technical Skills Evaluation (Final)

Training Procedures *:

-  Gastrectomy
-  Gastrojejunostomy
-  Partial liver resection
-  Dissection of the hepatic hilum
-  Small bowel resection & anastomose

18.30 End of session
Evaluation of the day at reception desk (1F)

Day 5 - Friday, March 13th, 2026

08.00 am Faculty & Participant Shuttlebus from Lugang UNION HOUSE Hotel to IRCAD-Taiwan

THEORETICAL SESSION – 1F Auditorium



08.30-09.00 **State-of-the-art: Bariatric and Metabolic Surgery**


LIVE SURGERY – 1F Auditorium

09.00-10.30 **LIVE OR PRE-RECORDED OPERATIVE DEMONSTRATIONS**
(cases to be determined)

10.30-11.00 Coffee Break (1F Cafeteria)

THEORETICAL SESSION – 1F Auditorium

Laparoscopic approach to Solid and Endocrine organs
11.00-11.25  HBP surgery: from atypical to extended resection
11.30-11.55  Splenic Surgery: from preservation to resection techniques

12.00-12.25 **Pancreatic Surgery**
 Enucleation and distal pancreatectomy

12.25-13.25 Lunch (1F Cafeteria)

EXPERIMENTAL SESSION – 3F Laboratory

13.25-14.00 **Post-Test**
Perform suture tying: 3 knots

THEORETICAL SESSION – 1F Auditorium

14.10-14.40 **Closing Lecture : THE FUTURE OF SURGERY IS FLEXIBLE**

14.40 pm End of the course
Evaluation of the day
Delivery of certificate of attendance

14.50 pm Participant & Faculty Shuttlebus from IRCAD-Taiwan to Hotel & Taichung HSR Station

彰濱秀傳醫療園區地圖

Map of Chang Bing Show Chwan Health Park



Restaurant 餐廳：	Tel 電話：	Address 地址：
LeeLi's	+886-4-777-1822	鹿港鎮興化街 40-1 號
海味珍海鮮餐廳 Hai Wei Zhen Seafood	+886-4-778-6442	鹿港鎮鹿東路二段 173 號
木生海鮮會館 Mu Sheng Seafood	+886-4-776-4072	鹿港鎮自由路 77 號
王罔麵線糊 Wang Wang Noodle Paste	+886-958-629-960	鹿港鎮民族路 268 號
永香民俗小吃 Yong Xiang Taiwan Snack	+886-4-778-7464	鹿港鎮金門巷 55 號
掬翠拾煙蔬食創作料理 (素) Ju Cui Shi Yan (Vegetarian)	+886-4-778-9112	鹿港鎮金盛巷 10 號
勝豐吧 Sheng Feng Bar	+886-958-336- 211	鹿港鎮民族路 131 號

NOTE